



HIKVISION[®]

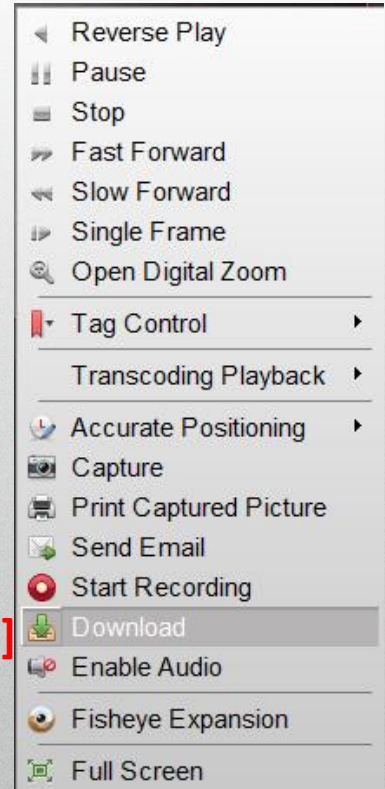
2017

**iVMS-4200 Part 5
Copy/Export Video**

Copy/Export/Download Video

[1]

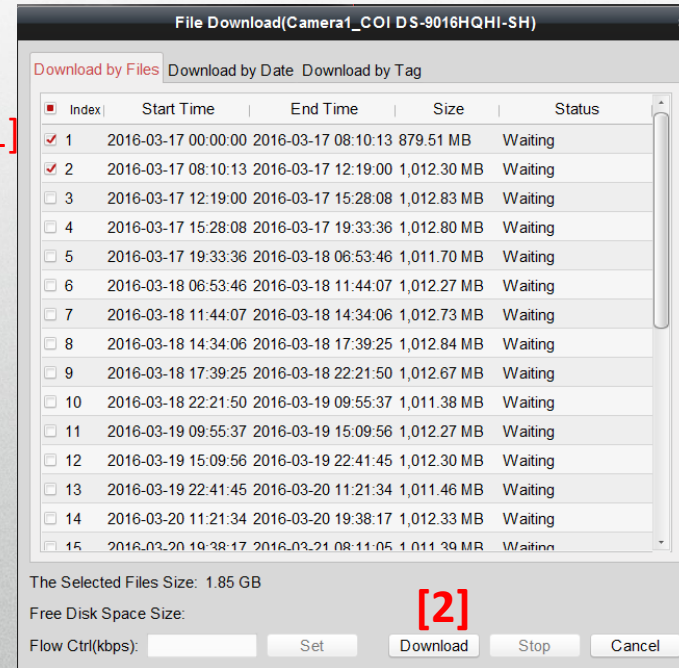
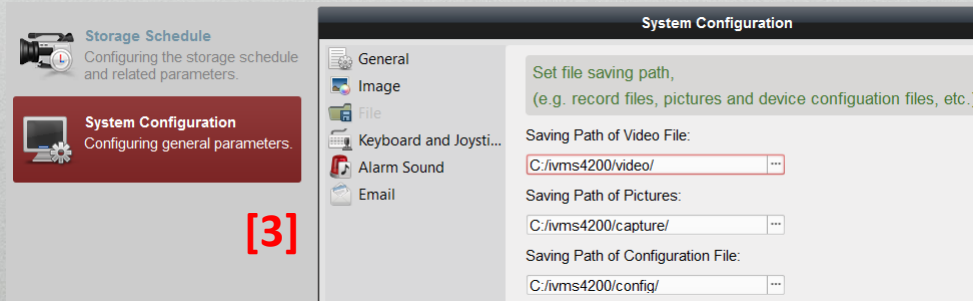
- Right click in playback window. Menu pops up [1]
- In this Menu, click Download [2]
- Three ways to download:
 - Download by File
 - Download by Date
 - Download by Tag



HIKVISION

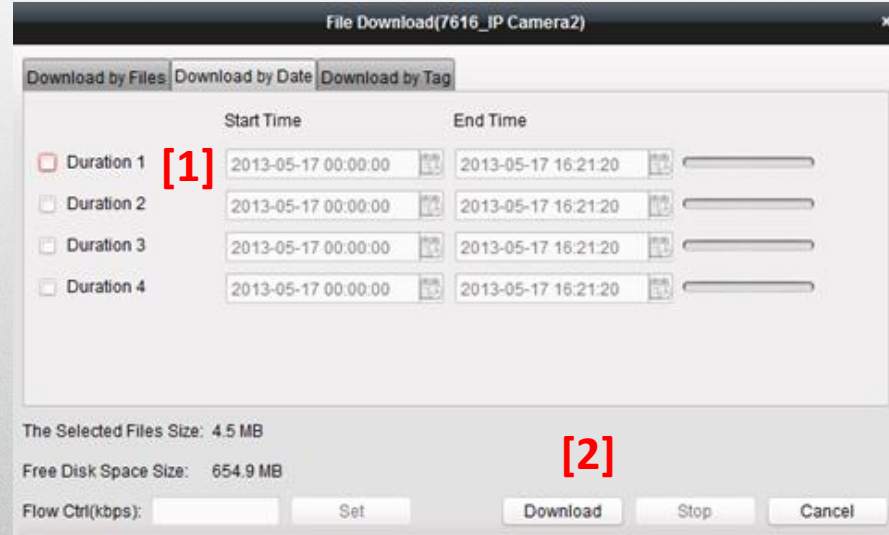
Download by Files [1]

- Check box to select files from recorder's HDD [1]
- Individual files cannot exceed 2GB in size [1]
- Click the 'Download' button [2] to begin
- Files are copied to folder set in Control Panel under System Configuration [3]



Download by Date

- By Date is commonly used
- Check box and choose start time(s) and end time(s) [1]
- Click 'Download' button [2] to begin.



Download by Tag

- Must pre-define tagged clip in advance during playback by tagging the video clip (use right-click menu) while reviewing playback [1]
- In *Download by Tag* Menu select tagged blocks [2]
- Click 'Download' button to begin download process [3]

